

Capital Letters to Start Sentences 2

Capital Letters to Start Sentences 2

1a. Circle the words which need a capital letter.

her leg is stuck in the box.

the egg is big and round.



VF

1b. Circle the words which need a capital letter.

it was a fun day.

put the peg in the tray.



VF

2a. Correct the sentences below.

his coat is red.

pat the cat.



VF

2b. Correct the sentences below.

the pig can dig.

eat the plum.



VF

3a. Choose the best word to start each sentence.

the	she	am
-----	-----	----

_____ moon is big.

_____ likes to play.

Remember to add the capital letter.



VF

3b. Choose the best word to start each sentence.

look	say	ask
------	-----	-----

_____ your dad.

_____ at the trees.

Remember to add the capital letter.



VF

4a. Tick the correct sentence.

A. The car is green.

B. the car is green.

C. The car is greenN.



VF

4b. Tick the correct sentence.

A. be a good dog.

B. Be a Good dog.

C. Be a good dog.



VF

Capital Letters to Start Sentences 2

Capital Letters to Start Sentences 2

1a. Jim has written a sentence.

Put your hand up.



The capital letter has been used correctly.

Do you agree? Explain why.



R

1b. Tom has written a sentence.

her Tent is big.



The capital letter has been used correctly.

Do you agree? Explain why.



R

2a. Order the words to make a sentence.

black dog is the

Remember to use a capital letter and full stop.



A

2b. Order the words to make a sentence.

frog a green is

Remember to use a capital letter and full stop.



A

3a. Write a sentence about the picture using the word bank to help you.



he it kick



A

3b. Write a sentence about the picture using the word bank to help you.



cat pet he



A

Capital Letters to Start Sentences 2

Capital Letters to Start Sentences 2

1a. Circle the words which need a capital letter.

the wheel is broken and I can't fix it.

look at that big fish in the pond!



VF

1b. Circle the words which need a capital letter.

she dropped the coin in the sea.

the doctor looked in my mouth.



VF

2a. Correct the sentences below.

five is more than four.

fetch your hat and scarf.



VF

2b. Correct the sentences below.

the train came but I was late.

dogs are good pets.



VF

3a. Choose the best word to start each sentence.

come

draw

when

_____ to my house.

_____ a green bird.

Remember to add the capital letter.



VF

3b. Choose the best word to start each sentence.

our

we

she

_____ like school.

_____ went to the shop.

Remember to add the capital letter.



VF

4a. Tick the correct sentence.

A. last week I went to the swimming pool.

B. Last week I went to the swimming pool.

C. last week I Went to the swimming pool.



VF

4b. Tick the correct sentence.

A. The show was funny and I liked it.

B. the show was funny and I liked it.

C. ThE show was funny and I liked it.



VF

Capital Letters to Start Sentences 2

Capital Letters to Start Sentences 2

1a. Pat has written a sentence.

you can catch it when I throw it.



The capital letters have been used correctly.

Do you agree? Explain why.



R

1b. Kira has written a sentence

we like to play in The snow.



The capital letter has been used correctly.

Do you agree? Explain why.



R

2a. Order the words to make a sentence.

said	we	go	to	the	can	mum	zoo
------	----	----	----	-----	-----	-----	-----

Remember to use the correct punctuation.



A

2b. Order the words to make a sentence.

over	she	I	fell	her	and	helped
------	-----	---	------	-----	-----	--------

Remember to use the correct punctuation.



A

3a. Write a sentence about the picture using the word bank to help you.



she	Painted	I	and
-----	---------	---	-----



A

3b. Write a sentence about the picture using the word bank to help you.



likes	songs	and	sing
-------	-------	-----	------



A

Capital Letters to Start Sentences 2

Capital Letters to Start Sentences 2

1a. Circle the words which need a capital letter.

on Friday, I travelled down a bumpy road.

the girl forgot her sports kit so she couldn't play football.



VF

1b. Circle the words which need a capital letter.

the best month of the year is June.

the jelly was disgusting and I did not enjoy it.



VF

2a. Correct the sentences below.

join in with the class on Monday.

your horse is very frisky.



VF

2b. Correct the sentences below.

go and get your football.

reading is fun and I read every night.



VF

3a. Choose the best word to start each sentence.

score	my	ride
-------	----	------

_____ birthday is in March.

_____ the bike safely.



VF

3b. Choose the best word to start each sentence.

under	about	june
-------	-------	------

_____ is the sixth month.

_____ the bed is a mess.



VF

4a. Tick the correct sentence.

A. On Saturday, I visited the shops with my sister.

B. On Saturday, I visiteD the shops with my sister.

C. on Saturday, I visited the shops with my sister.



VF

4b. Tick the correct sentence.

A. my trousers didn't fit but I wore them anyway.

B. My trousers didn't fit But I wore them anyway.

C. My trousers didn't fit but I wore them anyway.



VF

Capital Letters to Start Sentences 2

Capital Letters to Start Sentences 2

1a. Cath has written a sentence.

Jump up and down Quickly.



The capital letters have been used correctly.

Do you agree? Explain why.



R

1b. Jo has written a sentence.

sometimes it snows in December.



The sentence has the correct capital letters.

Do you agree? Explain why.



R

2a. Order the words to make a sentence.

like	nana	do	I	and	to	gardening
------	------	----	---	-----	----	-----------



A

2b. Order the words to make a sentence.

swimming	went	I	on	Kate	and	Monday
----------	------	---	----	------	-----	--------



A

3a. Write a sentence about the picture using the word bank to help you.



she	Tuesday	fed	every
-----	---------	-----	-------



A

3b. Write a sentence about the picture using the word bank to help you.



him	but	difficult	he	I
-----	-----	-----------	----	---



A

Using Questions

Using Questions

<p>1a. Sort the words under the correct heading.</p> <table border="1" style="width: 100%; margin: 10px 0;"> <tr> <td style="width: 50%; text-align: center;">Question Opener</td> <td style="width: 50%; text-align: center;">Not a Question Opener</td> </tr> </table> <p style="text-align: center; margin: 10px 0;"> what pen why garden how book </p> <p style="text-align: left; margin-top: 10px;"> VF</p>	Question Opener	Not a Question Opener	<p>1b. Sort the words under the correct heading.</p> <table border="1" style="width: 100%; margin: 10px 0;"> <tr> <td style="width: 50%; text-align: center;">Question Opener</td> <td style="width: 50%; text-align: center;">Not a Question Opener</td> </tr> </table> <p style="text-align: center; margin: 10px 0;"> desk when paper where seat who </p> <p style="text-align: left; margin-top: 10px;"> VF</p>	Question Opener	Not a Question Opener
Question Opener	Not a Question Opener				
Question Opener	Not a Question Opener				
<p>2a. Choose an opener from the word bank to complete the sentence.</p> <p style="text-align: center; margin: 10px 0;">_____ do you want to go?</p> <table border="1" style="width: 100%; margin: 10px auto;"> <tr> <td style="text-align: center;">What</td> <td style="text-align: center;">Where</td> </tr> </table> <p style="text-align: left; margin-top: 10px;"> VF</p>	What	Where	<p>2b. Choose an opener from the word bank to complete the sentence.</p> <p style="text-align: center; margin: 10px 0;">_____ did you do that?</p> <table border="1" style="width: 100%; margin: 10px auto;"> <tr> <td style="text-align: center;">Who</td> <td style="text-align: center;">Why</td> </tr> </table> <p style="text-align: left; margin-top: 10px;"> VF</p>	Who	Why
What	Where				
Who	Why				
<p>3a. Rewrite this question with a different opener from the word bank. Make sure your question makes sense.</p> <p style="text-align: center; margin: 10px 0;">How did you get here?</p> <table border="1" style="width: 100%; margin: 10px auto;"> <tr> <td style="text-align: center;">When</td> <td style="text-align: center;">Who</td> </tr> </table> <p style="text-align: left; margin-top: 10px;"> VF</p>	When	Who	<p>3b. Rewrite this question with a different opener from the word bank. Make sure your question makes sense.</p> <p style="text-align: center; margin: 10px 0;">When did they leave?</p> <table border="1" style="width: 100%; margin: 10px auto;"> <tr> <td style="text-align: center;">What</td> <td style="text-align: center;">Where</td> </tr> </table> <p style="text-align: left; margin-top: 10px;"> VF</p>	What	Where
When	Who				
What	Where				
<p>4a. Tick the question which matches the answer below.</p> <div style="border: 1px solid black; border-radius: 10px; padding: 5px; width: fit-content; margin: 10px auto;"> He is called Tom. </div> <p style="margin-top: 10px;">A. What is your name?</p> <p style="margin-top: 10px;">B. Who is your friend?</p> <p style="margin-top: 10px;">C. Where is your friend?</p> <p style="text-align: left; margin-top: 10px;"> VF</p>	<p>4b. Tick the question which matches the answer below.</p> <div style="border: 1px solid black; border-radius: 10px; padding: 5px; width: fit-content; margin: 10px auto;"> I am going on Friday. </div> <p style="margin-top: 10px;">A. Why are you going?</p> <p style="margin-top: 10px;">B. Who are you going with?</p> <p style="margin-top: 10px;">C. When are you going?</p> <p style="text-align: left; margin-top: 10px;"> VF</p>				

Using Questions

1a. Lin has written the question below.

When are you?

Explain the mistake she has made and write the correct question.



R

Using Questions

1b. Jan has written the question below.

What are you going?

Explain the mistake she has made and write the correct question.



R

2a. Complete the question that Matthew has asked Ruby.



Matthew

What ...

My name is Ruby.




Ruby



A

2b. Complete the question that Anika has asked Jack.



Anika

How ...

I'm 6 years old.



Jack



A

3a. Are the two questions below asking the same thing?

A. Who are you talking to?

B. What are you talking to?

Prove it.



R

3b. Are the two questions below asking the same thing?

A. When did you get here?

B. How did you get here?

Prove it.



R

Using Questions

Using Questions

<p>1a. Sort the words under the correct heading.</p> <table border="1" style="margin: 10px auto; width: 80%; text-align: center;"> <thead> <tr> <th style="padding: 5px;">Question Opener</th> <th style="padding: 5px;">Not a Question Opener</th> </tr> </thead> <tbody> <tr> <td style="padding: 5px;">are</td> <td style="padding: 5px;">school</td> </tr> <tr> <td style="padding: 5px;">skirt</td> <td style="padding: 5px;">may</td> </tr> <tr> <td style="padding: 5px;"></td> <td style="padding: 5px;">if</td> </tr> <tr> <td style="padding: 5px;"></td> <td style="padding: 5px;">pencil</td> </tr> </tbody> </table> <p style="text-align: right; margin-top: 10px;">VF</p>	Question Opener	Not a Question Opener	are	school	skirt	may		if		pencil	<p>1b. Sort the words under the correct heading.</p> <table border="1" style="margin: 10px auto; width: 80%; text-align: center;"> <thead> <tr> <th style="padding: 5px;">Question Opener</th> <th style="padding: 5px;">Not a Question Opener</th> </tr> </thead> <tbody> <tr> <td style="padding: 5px;">table</td> <td style="padding: 5px;">could</td> </tr> <tr> <td style="padding: 5px;">should</td> <td style="padding: 5px;">chair</td> </tr> <tr> <td style="padding: 5px;"></td> <td style="padding: 5px;">board</td> </tr> <tr> <td style="padding: 5px;"></td> <td style="padding: 5px;">do</td> </tr> </tbody> </table> <p style="text-align: right; margin-top: 10px;">VF</p>	Question Opener	Not a Question Opener	table	could	should	chair		board		do
Question Opener	Not a Question Opener																				
are	school																				
skirt	may																				
	if																				
	pencil																				
Question Opener	Not a Question Opener																				
table	could																				
should	chair																				
	board																				
	do																				
<p>2a. Choose an opener from the word bank to complete the sentence.</p> <p>_____ you want to go outside?</p> <table border="1" style="margin: 10px auto; width: 80%; text-align: center;"> <tr> <td style="padding: 5px;">Can</td> <td style="padding: 5px;">Are</td> <td style="padding: 5px;">Do</td> </tr> </table> <p style="text-align: right; margin-top: 10px;">VF</p>	Can	Are	Do	<p>2b. Choose an opener from the word bank to complete the sentence.</p> <p>_____ you pass a pencil to me please?</p> <table border="1" style="margin: 10px auto; width: 80%; text-align: center;"> <tr> <td style="padding: 5px;">May</td> <td style="padding: 5px;">Should</td> <td style="padding: 5px;">Could</td> </tr> </table> <p style="text-align: right; margin-top: 10px;">VF</p>	May	Should	Could														
Can	Are	Do																			
May	Should	Could																			
<p>3a. Rewrite this question with a different opener from the word bank. Make sure your question makes sense.</p> <p>May I have an apple please?</p> <table border="1" style="margin: 10px auto; width: 80%; text-align: center;"> <tr> <td style="padding: 5px;">If</td> <td style="padding: 5px;">Can</td> <td style="padding: 5px;">Should</td> </tr> </table> <p style="text-align: right; margin-top: 10px;">VF</p>	If	Can	Should	<p>3b. Rewrite this question with a different opener from the word bank. Make sure your question makes sense.</p> <p>Can we go home now?</p> <table border="1" style="margin: 10px auto; width: 80%; text-align: center;"> <tr> <td style="padding: 5px;">If</td> <td style="padding: 5px;">Are</td> <td style="padding: 5px;">Should</td> </tr> </table> <p style="text-align: right; margin-top: 10px;">VF</p>	If	Are	Should														
If	Can	Should																			
If	Are	Should																			
<p>4a. Tick the question which matches the answer below.</p> <div style="border: 1px solid black; border-radius: 15px; padding: 10px; width: fit-content; margin: 10px auto;"> <p style="text-align: center;">Yes, I love it!</p> </div> <p>A. Could you pass me the book?</p> <p>B. Are there many pages in the book?</p> <p>C. Do you like the book?</p> <p style="text-align: right; margin-top: 10px;">VF</p>	<p>4b. Tick the question which matches the answer below.</p> <div style="border: 1px solid black; border-radius: 15px; padding: 10px; width: fit-content; margin: 10px auto;"> <p style="text-align: center;">No, probably not.</p> </div> <p>A. Should you be eating sweets?</p> <p>B. Do you eat sweets?</p> <p>C. Are you eating sweets?</p> <p style="text-align: right; margin-top: 10px;">VF</p>																				

Using Questions

1a. Marie has written the question below.

Could you going to play football?

Explain the mistake she has made and write the correct question.



R

Using Questions

1b. Thomas has written the question below.

Can you like fish and chips?

Explain the mistake he has made and write the correct question.



R

2a. Write the question that Sam has asked Fozia.



Sam

Could ...

Yes I could open the door for you.



Fozia



A

2b. Write the question that Omar has asked Jess.



Omar

Would ...

No I wouldn't like to play outside thanks.



Jess



A

3a. Are the two questions below asking the same thing?

A. Do you have a sticker?

B. Can you have a sticker?

Prove it.



R

3b. Are the two questions below asking the same thing?

A. May I have some grapes?

B. Should I have some grapes?

Prove it.



R

Using Questions

Using Questions

<p>1a. Sort the words under the correct heading.</p> <table border="1" style="margin-left: auto; margin-right: auto; border-collapse: collapse; width: 80%;"> <thead> <tr> <th style="padding: 5px;">Question Opener</th> <th style="padding: 5px;">Not a Question Opener</th> </tr> </thead> <tbody> <tr> <td style="padding: 5px; text-align: center;">which</td> <td style="padding: 5px; text-align: center;">village</td> </tr> <tr> <td style="padding: 5px; text-align: center;">but</td> <td style="padding: 5px; text-align: center;">could</td> </tr> <tr> <td style="padding: 5px; text-align: center;"></td> <td style="padding: 5px; text-align: center;">whose</td> </tr> <tr> <td style="padding: 5px; text-align: center;"></td> <td style="padding: 5px; text-align: center;">jacket</td> </tr> </tbody> </table> <p style="text-align: right; margin-top: 10px;">VF</p>	Question Opener	Not a Question Opener	which	village	but	could		whose		jacket	<p>1b. Sort the words under the correct heading.</p> <table border="1" style="margin-left: auto; margin-right: auto; border-collapse: collapse; width: 80%;"> <thead> <tr> <th style="padding: 5px;">Question Opener</th> <th style="padding: 5px;">Not a Question Opener</th> </tr> </thead> <tbody> <tr> <td style="padding: 5px; text-align: center;">children</td> <td style="padding: 5px; text-align: center;">does</td> </tr> <tr> <td style="padding: 5px; text-align: center;">would</td> <td style="padding: 5px; text-align: center;">because</td> </tr> <tr> <td style="padding: 5px; text-align: center;"></td> <td style="padding: 5px; text-align: center;">beautiful</td> </tr> <tr> <td style="padding: 5px; text-align: center;"></td> <td style="padding: 5px; text-align: center;">should</td> </tr> </tbody> </table> <p style="text-align: right; margin-top: 10px;">VF</p>	Question Opener	Not a Question Opener	children	does	would	because		beautiful		should
Question Opener	Not a Question Opener																				
which	village																				
but	could																				
	whose																				
	jacket																				
Question Opener	Not a Question Opener																				
children	does																				
would	because																				
	beautiful																				
	should																				
<p>2a. Choose a question word to complete the sentence.</p> <p>She asked if I knew _____ the nearest station was.</p> <p style="text-align: right; margin-top: 10px;">VF</p>	<p>2b. Choose a question word to complete the sentence.</p> <p>They asked if I knew _____ time it was.</p> <p style="text-align: right; margin-top: 10px;">VF</p>																				
<p>3a. Rewrite this question with a different question word. Make sure your question makes sense.</p> <p>In our next lesson, can we do some painting please?</p> <p style="text-align: right; margin-top: 10px;">VF</p>	<p>3b. Rewrite this question with a different question word. Make sure your question makes sense.</p> <p>Could we catch this bus and go all the way to New Town?</p> <p style="text-align: right; margin-top: 10px;">VF</p>																				
<p>4a. Tick the question which matches the answer below.</p> <div style="border: 1px solid black; border-radius: 10px; padding: 5px; width: fit-content; margin: 10px auto;"> <p style="text-align: center;">What did she say?</p> </div> <p>A. Would you take the bins out?</p> <p>B. He asked if she would take the bins out.</p> <p>C. How do I know if she took the bins out?</p> <p style="text-align: right; margin-top: 10px;">VF</p>	<p>4b. Tick the question which matches the answer below.</p> <div style="border: 1px solid black; border-radius: 10px; padding: 5px; width: fit-content; margin: 10px auto;"> <p style="text-align: center;">Yes, I will be.</p> </div> <p>A. He asked her if she would eat it all.</p> <p>B. Are you eating all of that?</p> <p>C. Could you have eaten all of that?</p> <p style="text-align: right; margin-top: 10px;">VF</p>																				

Using Questions

1a. Jakub has written the question below.

How dogs bark?

Explain the mistake he has made and write the correct question.



R

Using Questions

1b. Lily has written the question below.

Whose birds fly?

Explain the mistake she has made and write the correct question.



R

2a. Complete the question that Li Wei has asked Nia.



Li Wei

Could you tell me ...

We should be doing our maths work now.



Nia



A

2b. Complete the question that Arooj has asked Liam.



Arooj

Do you know ...

I think they support New Town Football Club.



Liam



A

3a. Are the two questions below asking the same thing?

- A. I wonder which book is his favourite.
- B. I wonder whose book is his favourite.

Prove it.



R

3b. Are the two questions below asking the same thing?

- A. I wonder if he plays a musical instrument.
- B. I wonder if he can play a musical instrument.

Prove it.




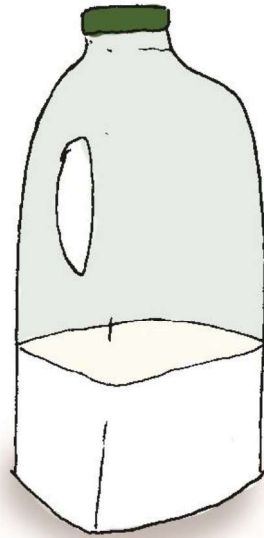
R

How to Make Pancakes



1. Put the **flour** in a **bowl**.

2. **Pour** in the **milk**.




3. Add the **eggs**.


4. Mix it all up by **using** a
whisk.



5. Take a large pan and add some oil.







6. Pour the mixture into the hot pan.



7. Cook one side then flip it over and cook the other side.

You have made a pancake! Now choose your topping:



How to Make Pancakes – Follow-Up Work

What type of text is this?

What do you put in the bowl first?

What ingredients are used to make pancakes?

What item do you use to mix the ingredients up?

What topping would you have on your pancake?

By the River



By the River – Follow-Up Work

1. Who can you see in the picture?

2. What do you think she is doing?

3. What is the weather like? How do you know?

4. Where in the world could she be?

5. Do you think she is there just for the day? How do you know?

By the River – Follow-Up Work

6. Do you think she likes the river?

7. What do you think she might be able to hear?

8. Would you like to go there?

9. If you could ask the lady in the picture a question, what would it be?

10. What might be living in the forest by the river?

My Autobiography

An autobiography is a piece of writing that is all about you. Complete the sentences below with information about you and your life.

My name is

My birthday is

I live with my

My favourite book is called

When I grow up, I want to be